

# PBM-3648

## PIPE BENDING MACHINE

Robust and safe for the operator  
Wide bending range  
PTO available for mandrel feeding  
Steel tracks  
Equipped with winch for Pipe Handling  
Polyurethane lined bending sets available



EUROPIPELINEGROUP  
  
PIPELINE SOLUTIONS

# BASIC MACHINE DATA

## ENGINE

Model	CAT C7.1
Net Flywheel power	168 kW
Governed speed	2000 rpm
Displacement	7.01L - 6 cylinder in-line

## REFILL CAPACITIES

Fuel tank	215L
Hydraulic oil tanks	500L

## HYDRAULIC SYSTEM

Maximum oil flow	240 liters/min
Max operating pressure	320 bar
Pump type	Variable axial piston pump with load-sensing

## ELECTRICAL SYSTEM

Operative Voltage	24V
Maintenance free Batteries	2x12V
Total Rating	135 Ah

## HYDRAULIC CYLINDERS

Outboard cylinder	4x 350 mm x 460 mm
Inboard cylinder	4x 250 mm x 180 mm
Wedge cylinder	1x 160 mm x 1200 mm
Clamp cylinder	1x 150 mm x 400 mm

## FRAME

High resistance Carbon Steel	S 355 JR
------------------------------	----------

## UNDERCARRIAGE

Track rollers/carrier rollers	4/1
Track shoes standard	700 mm
Track shoes type	Industrial

## WINCH

Type	hydraulic worm gear winch
Maximum operating pressure	160 bar
Maximum feed flow rate	160 lt/min
Rated 1st layer pull	15000 kg
Rope length	20 m
Rope diameter	19 mm
Maximum Speed 1st layer	5,5 mt/min

## AUXILIARIES

Hydraulic PTO for mandrel	quick coupling 1/2"
---------------------------	---------------------



### Hydraulic or pneumatic mandrels

In addition to the full range of pipe bending machines, EPE offers pipe bending mandrel to optimize the work of the bending operations in case of light wall thicknesses, avoiding the buckling of pipe.

We offer manual (up to 14") or hydraulic mandrels with up to two motors in a wide range of sizes which can be easily fed through the dedicated PTO outlet of the bending machine.

### Pipe rollers

Pipe drive rollers complete of ball bearings rollers easy the handling of the pipe

### Bending sets

EPE bending sets are manufactured with high quality steel, welded and reinforced in high stress areas for maximum strength and resistance. The internal surface is finished with tooling machines to guarantee the required accuracy and can also be proposed with Polyurethane lining upon request.

### Steel Tracks

In order to achieve a low ground pressure for easy towing of the machine


## ENGINE

**Caterpillar** or **Yanmar** diesel engines are selected as the best fitting solution according to the size of the equipment all of them including integrated filtration system, and self-stretching fan towing seals. All comply with the environmental regulations in terms of emissions and noise.

### PLATFORM & DASHBOARD

The position of the control platform makes EPE bending machine unique in terms of operating comfort and guarantees maximum visibility and low noise levels to the operator.

A complete dashboard gathers all the information and controls in front of the operator to provide best control and visibility. The information relevant to the engine such as rpm, oil pressure, oil temperature, cooling liquid temperature etc... are displayed on the official Caterpillar Messenger. The engine speed, wedge, cylinders and winch are controlled by ergonomic levers easily accessible by the operator.





# BENDING DATA

Maximum thickness bended in function of steel type - All data are expressed for *inch/mm*

Pipe Size	X52	X60	X70	X80	X100	Radius (meter)	Max.Degree*
36/914	2/50.80	2/50.80	2/50.80	2/50.80	1.94/49.2	35.1	12.5
38/965	2/50.80	2/50.80	2/50.80	2/50.80	1.75/44.5	35.1	12.5
40/1016	2/50.80	2/50.80	2/50.80	1.94/49.2	1.50/38.1	35.1	12.5
42/1067	2/50.80	2/50.80	2/50.80	1.75/44.5	1.31/33.3	35.1	12.5
44/1118	2/50.80	2/50.80	1.81/40	1.56/39.7	1.19/30.2	35.1	12.5
46/1168	2/50.80	1.88/47.6	1.63/41.3	1.38/34.9	1.09/27.7	35.1	12.5
48/1219	2/50.80	1.75/44.5	1.44/36.5	1.26/32	1/25.4	35.1	12.5

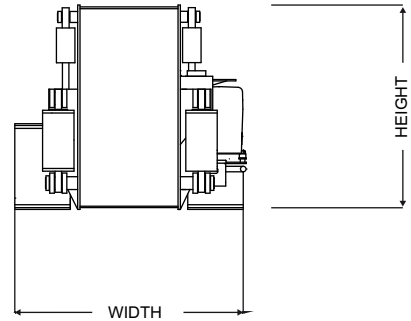
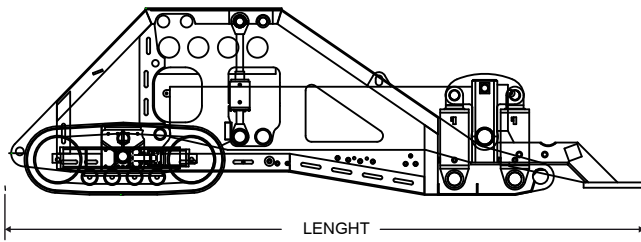
\* per 12 meter joint



## OPTIONS

- **Bend Angle Measurement Device:** a wireless tool made of three components: two of them placed at both pipe ends and the remote control is hold by the operator. Working temperature -40°C to 50°C. Device precision 1/50 grades.
- **Integrated Closed Cabin:** Upon request the bending machine can be equipped with a heated/conditioned cabin for operator.
- **Artic Version:** Equipped with webasto and dedicated components to operate in the range -40°C/+40°C.

# DIMENSIONS AND WEIGHTS



## DIMENSIONS

Overall length	9538 mm
Width	3210 mm
Height over exhaust	3400 mm

## SHIPPING DIMENSIONS

Overall length	9538 mm
Width	2385 mm
Height over exhaust	3400 mm (2752 mm)

## WEIGHTS

Operating weight	58000 kg	128.900 lbs
------------------	----------	-------------



EUROPIPELINEGROUP



## EURO PIPELINE EQUIPMENT SPA

Strada Provinciale 6 bis  
Località Cascine Draghi  
29013 Carpaneto Piacentino (PC)  
ITALY

## Registered Office

via Pontaccio 8  
20121 Milan  
ITALY

[info@europipeline-equipment.com](mailto:info@europipeline-equipment.com)

[www.europipeline-equipment.com](http://www.europipeline-equipment.com)